

Slide 1

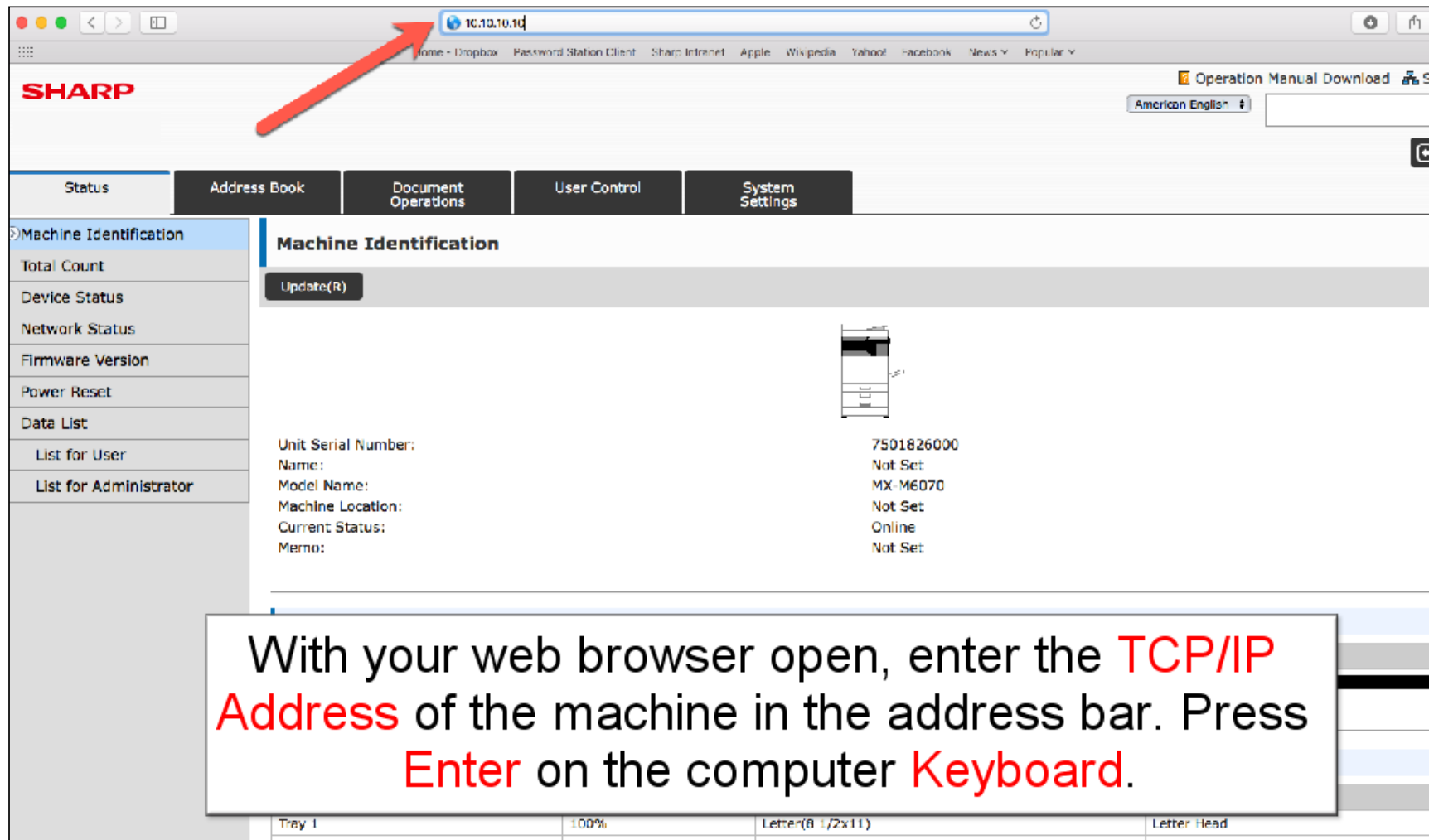
# Managing Fax Destinations.



The image shows two Sharp multifunction copiers, the MX-B376W and MX-B476W, in a modern office environment. The copiers are white with grey accents and feature large touchscreens. The background shows a blurred office scene with people working at desks. The Sharp logo and 'mv' trademark are visible in the top right corner.

MX-B376W  
MX-B476W

## Slide 2



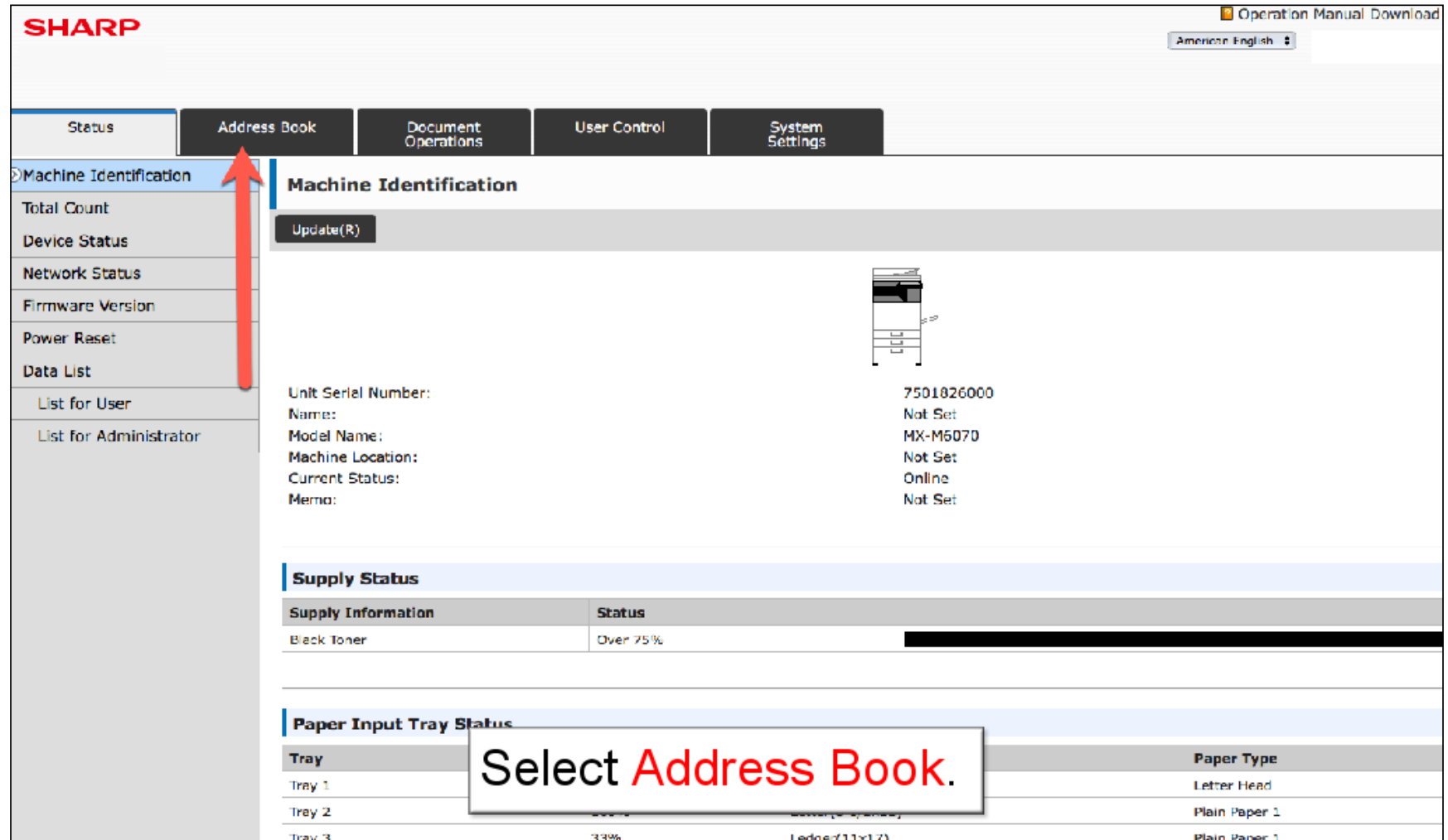
The screenshot shows a web browser window with the address bar set to `10.10.10.10`. The page displays the SHARP logo and a navigation menu with options: Status, Address Book, Document Operations, User Control, and System Settings. The 'Machine Identification' section is active, showing a list of machine details on the left and a detailed view on the right. The detailed view includes a diagram of the machine and the following information:

Unit Serial Number:	7501826000
Name:	Not Set
Model Name:	MX-M6070
Machine Location:	Not Set
Current Status:	Online
Memo:	Not Set

At the bottom of the page, there is a status bar with the following information: Tray 1, 100%, Letter(R 1/2x11), and Letter Head.

With your web browser open, enter the **TCP/IP Address** of the machine in the address bar. Press **Enter** on the computer **Keyboard**.

Slide 3



**SHARP** Operation Manual Download  
American English

Status Address Book Document Operations User Control System Settings

Machine Identification

Update(R)

Unit Serial Number: 7501826000  
Name: Not Set  
Model Name: MX-M507D  
Machine Location: Not Set  
Current Status: Online  
Memo: Not Set

**Supply Status**

Supply Information	Status
Black Toner	Over 75%

**Paper Input Tray Status**

Tray	Paper Type
Tray 1	Letter Head
Tray 2	Plain Paper 1
Tray 3	Plain Paper 1

Select Address Book.

Slide 4

Status

Address Book

Document Operations

User Control

System Settings

Address Book

Category Setting

Address Book

Update(R)

Item to be Displayed: All

Index: All Destinations

Display Items: 10

Address Name ▲ ▼	Type ▲ ▼	E-mail Address	Fax Number	Scanner Address	No. ▲ ▼
<input type="checkbox"/> Sample1	Contacts	sample1@internet.com	-----	-----	100
<input type="checkbox"/> Sample2	Contacts	sample2@internet.com	-----	-----	300
<input type="checkbox"/> Sample3	Contacts	sample3@internet.com	-----	-----	301

Total Address: 3

Previous(M) 1 / 1 Next(N)

Select All(R) Clear Checked(K)

Add(Y) Delete(O) Detail(I)

Update(R)

Select Add.

## Slide 5

Address Book

Category Setting

Address Registration

Submit(U) Submit and Register Next(C) Back(Q)

Type: Contacts

Search Number: (1-2000)

Address Name (Required): (Up to 36 characters)

Initial: (Up to 10 characters)

Category: Category1

The category name can be changed in the [Category Setting].

☐ Register this Address to be added to the [Frequent Use] index.

Address	Type	Set as Default used
Not		

E-mail Fax FTP Desktop Network Folder

Number of Registrations:0

E-mail Address: New Address

E-mail Address (Required): (Up to 255 characters)

Address Search(X)

PDF

Select Fax.

## Slide 6

Address Book

Category Setting

Address Registration

Submit(U) Submit and Register Next(C) Back(Q)

Type: 

Contacts Contacts Group

Search Number: (1-2000)

Address Name (Required): (Up to 36 characters)

Initial: (Up to 10 characters)

Category: Category1

The category name can be changed in the [Category Setting].

☐ Register this Address to be added to the [Frequent Use] index.

Address	Type	Set as Default used
Not Set		

E-mail Fax FTP Desktop Network Folder

Number of Registrations:0

Fax Number: New Address

Fax Number (Required): (Up to 64 characters)

Transmission Speed: 33.6 kbps

Ensure that **Contacts** is selected.

## Slide 7

Address Book

Category Setting

### Address Registration

Submit(U)

Submit and Register Next(C)

Back(Q)

Type: 

Contacts ▼

Search Number: 

501

 (1-2000)

Address Name (Required):  (Up to 36 characters)

Initial:  (Up to 10 characters)

Category: 

Category1 ▼

The category name can be changed in the [\[Category Setting\]](#).

☐ Register this Address to be added to the [\[Frequent Use\]](#) index.

Address	Type	Set as Default used
Not Set		

E-mail

Fax

FTP

Desktop

Network Folder

Number of Registrations:0

Fax Number: 

New Address ▼

Fax Number (Required):  (Up to 64 characters)

Transmission Mode: 

Transmission Speed: 33.6 kbps ▼

Enter a Search Number.

## Slide 8

Address Book

Category Setting

### Address Registration

Submit(U)

Submit and Register Next(C)

Back(Q)

Type: 

Contacts ▼

Search Number: 

501

 (1-2000)

Address Name (Required) 

Sample Fax

 (Up to 36 characters)

Initial: 

S

 (Up to 10 characters)

Category: 

Category1 ▼

The category name can be changed in the [\[Category Setting\]](#).

☐ Register this Address to be added to the [\[Frequent Use\]](#) index.

Address	Type	Set as Default used
Not Set		

E-mail

Fax

FTP

Desktop

Network Folder

Number of Registrations:0

Fax N

Fax N

Trans

Enter a **Name** for the destination.  
Entering an **Initial** is optional.



## Slide 9

Address Book

Category Setting

Address Registration

Submit(U) Submit and Register Next(C) Back(Q)

Type: Contacts

Search Number: 501 (1-2000)

Address Name (Required): Sample Fax (Up to 36 characters)

Initial: S (Up to 10 characters)

Category: Category1

The category name can be changed in the [\[Category Setting\]](#)

☐ Register this Address to be added to the [\[Frequent Use\]](#)

Address	Type
Not Set	

E-mail

Fax

FTP

Desktop

Network Folder

Number of Registrations:0

Fax Number:

Fax Number (Required): (Up to 64 characters)

Select a **Category** for the destination.

## Slide 10

Address Book

Category Setting

### Address Registration

Submit(U)

Submit and Register Next(C)

Back(Q)

Type: 

Contacts ▼

Search Number: 

501

 (1-2000)

Address Name (Required): 

Sample Fax

 (Up to 36 characters)

Initial: 

S

 (Up to 10 characters)

Category: 

Category1 ▼

The category name can be changed in the [\[Category Setting\]](#).

☒ Register this Address to be added to the [\[Frequent Use\]](#) index.

Address	Type	Set as Default used
Not Set		

E-mail

Fax

FTP

Desktop

Network Folder

If Register this Address to be added to the [\[Frequent Use\]](#) index is selected, the destination will also be stored under the [Frequent Use index](#).

## Slide 11

Address Book

Category Setting

Address Name (Required):

Sample Fax

(Up to 36 characters)

Initial:

S

(Up to 10 characters)

Category:

Category1

The category name can be changed in the [\[Category Setting\]](#).

☒ Register this Address to be added to the [\[Frequent Use\]](#) index.

Address	Type	Set as Default used
Not Set		

E-mail

Fax

FTP

Desktop

Netw

Folder

Number of Registrations:0

Fax Number:

New Address

Fax Number (Required):

(Up to 64 characters)

Global Address Search(Z)

Transmission Mode:

Transmission Speed: 33.6 kbps

Transmission Mode:

None

☒ Set as Default used

Ensure that **New Address** is selected.

leared/deleted.

## Slide 12

Address Book

Category Setting

Address Name (Required):

Sample Fax

(Up to 36 characters)

Initial:

S

(Up to 10 characters)

Category:

Category1

The category name can be changed in the [\[Category Setting\]](#).

☒ Register this Address to be added to the [\[Frequent Use\]](#) index.

Address	Type	Set as Default used
Not Set		

E-mail

Fax

FTP

Desktop

Network Folder

Number of Registrations:0

Fax Number:

New Address

Fax Number (Required):

524-777-3257

(Up to 64 characters)

Global Address Search(Z)

Transmission Mode:

Transmission Speed: 33.6 kbps

Transmission Mode: None

☒ Set as Default used

Enter a Fax Number for the destination.

red/deleted.

## Slide 13

Address Book

Category Setting

Address Name (Required): Sample Fax (Up to 36 characters)

Initial: S (Up to 10 characters)

Category: Category1 ▼

The category name can be changed in the [Category Setting].

☒ Register this Address to be added to the [Frequent Use] index.

Address	Type	Set as Default used
Not Set		

E-mail Fax FTP Desktop Network Folder

Number of Registrations:0

Fax Number: New Address ▼

Fax Number (Required): 524-777-3257 (Up to 64 characters)

Global Address Search(Z)

Transmission Mode: Transmission Speed: 33.6 kbps ▼

Transmission Mode: 33.6 kbps  
14.4 kbps  
9.6 kbps  
4.8 kbps

☒ Set as Default used

Select a **Transmission Speed** for the destination.

## Slide 14

Address Book

Category Setting

Address Name (Required): Sample Fax (Up to 36 characters)

Initial: S (Up to 10 characters)

Category: Category1 ▼

The category name can be changed in the [Category Setting].

☒ Register this Address to be added to the [Frequent Use] index.

Address	Type	Set as Default used
Not Set		

E-mail Fax FTP Desktop Network Folder

Number of Registrations:0

Fax Number: New Address ▼

Fax Number (Required): 524-777-3257 (Up to 64 characters)

Global Address Search(Z)

Transmission Mode: Transmission Speed: 33.6 kbps ▼

Transmission Mode: None ▼

☒ Set as Default used

Select a **Transmission MODE** for the destination.

## Slide 15

Address Book

Category Setting

Address Name (Required): Sample Fax (Up to 36 characters)

Initial: S (Up to 10 characters)

Category: Category1

The category name can be changed in the [Category Setting].

☒ Register this Address to be added to the [Frequent Use] index.

Address	Type	Set as Default used
Not Set		

E-mail Fax FTP Desktop Network Folder

Number of Registrations:0

Fax Number: New Address

Fax Number (Required): 524-777-3257 (Up to 64 characters)

Global Address Search(Z)

Transmission Mode: Transmission Speed: 33.6 kbps

Transmission Mode: None

☒ Set as Default used

Set as Default used can also be selected.

## Slide 16

Category Setting

Initial:

S

(Up to 10 characters)

Category:

Category1

The category name can be changed in the [\[Category Setting\]](#).

☒ Register this Address to be added to the [\[Frequent Use\]](#) index.

Address	Type	Set as Default used
Not Set		

E-mail

Fax

FTP

Desktop

Network Folder

Number of Registrations:0

Fax Number:

New Address

Fax Number (Required):

524-777-3257

(Up to 64 characters)

Global Address Search(Z)

Transmission Mode:

Transmission Speed: 33.6 kbps

Transmission Mode: None

☒ Set as Default used

Delete This Address.(X)

Add This Address.(Y)

Notice:If ended u

Settings will be also cleared/deleted.

Submit(U)

Su

^ Top of Page



Select Add This Address.



## Slide 17

Address Book

Category Setting

Address Registration

Submit(U) Submit and Register Next(C) Back(Q)

"Your request was successfully processed."

Type: Contacts

Search Number: 501 (1-2000)

Address Name (Required): Sample Fax (Up to 36 characters)

Initial: S (Up to 10 characters)

Category: Category1

The category name can be changed in the [Category Setting].

☒ Register this Address to be added to the [Frequent Use] index.

Address	Type	Set as Default used
524-777-3257	Fax	✓

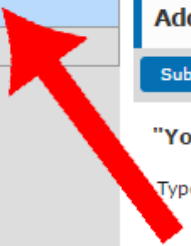
E-mail Fax FTP Desktop Network Folder

Number of Registrations:1

A confirmation message is displayed.

Global Address Search(Z)

Slide 18



**Address Book**  
Category Setting

### Address Registration

[Submit\(U\)](#) [Submit and Register Next\(C\)](#) [Back\(Q\)](#)

**"Your request was successfully processed."**

Type: Contacts ▼

---

Search Number:  (1-2000)

Address Name (Required):  (Up to 36 characters)

Initial:  (Up to 10 characters)

Category: Category1 ▼

The category name can be changed in the [\[Category Setting\]](#).

☒ Register this Address to be added to the [\[Frequent Use\]](#) index.

Address	Type	Set as Default used
524-777-3257	Fax	✓

[E-mail](#) [Fax](#) [FTP](#) [Desktop](#) [Network Folder](#)

Number of Registrations:1

Fax Number:

Fax Number (R) **Select Address Book.**  (Up to 64 characters)

[Global Address Search\(L\)](#)

Slide 19

Address Book

Category Setting

Address Book

Update(R)

Item to be Displayed: All

Index: All Destinations

Display Items: 10

Address Name ▲ ▼	Type ▲ ▼	E-mail Address	Fax Number	Scanner Address	No. ▲ ▼
<input type="checkbox"/> Sample1	Contacts	sample1@internet.com	-----	-----	100
<input type="checkbox"/> Sample2	Contacts	sample2@internet.com	-----	-----	300
<input type="checkbox"/> Sample3	Contacts	sample3@internet.com	-----	-----	301
<input type="checkbox"/> Sample Fax	Contacts	-----	524-777-3257	-----	501

Total Address: 4

Previous(M) 1 / 1 Next(N)

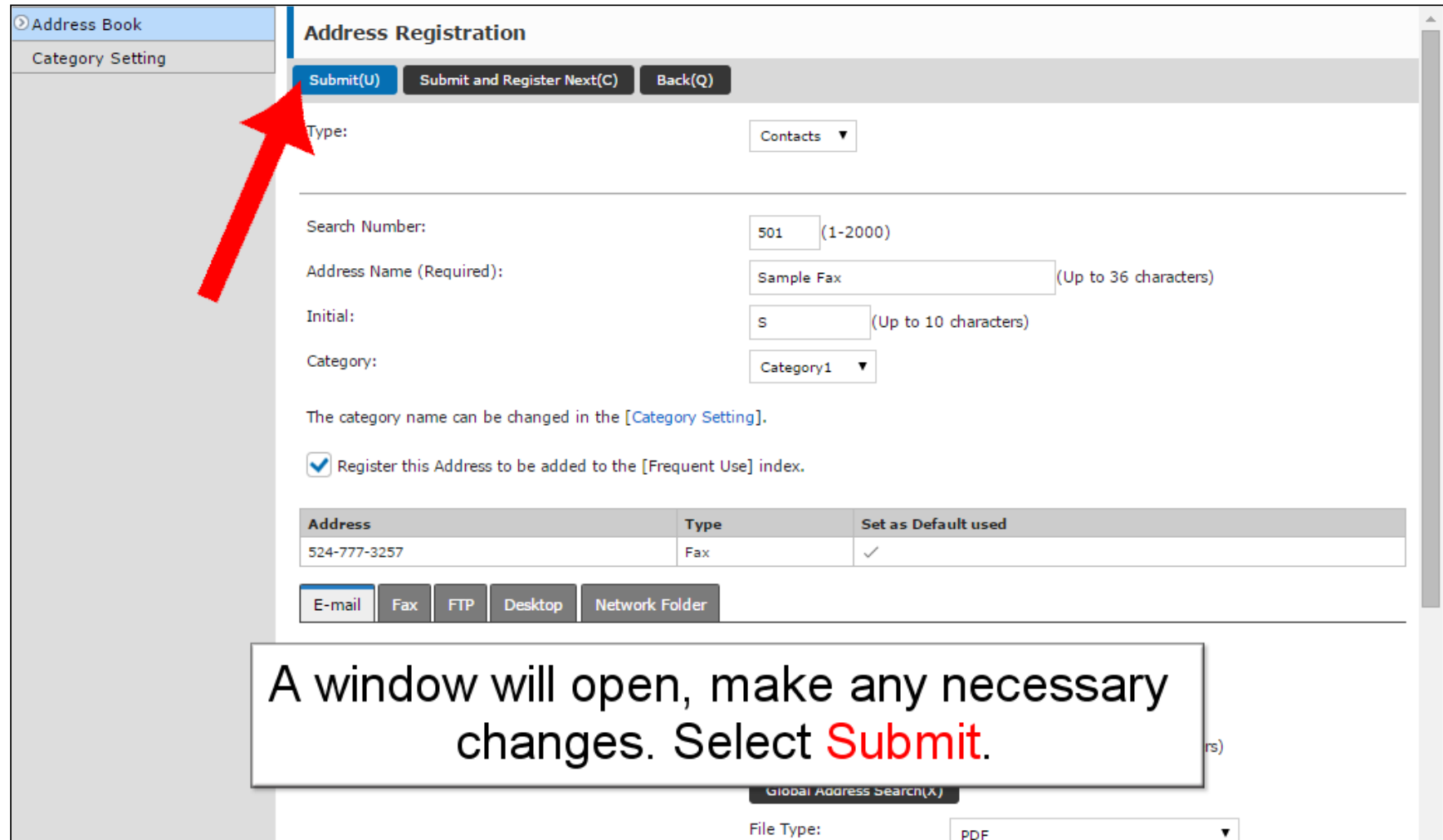
Select All(S) Clear Checked(K)

Add(Y) Delete(O) Detail(J)

Update(R)

Select the destination that was added.

Slide 20



The screenshot shows a web interface for 'Address Registration'. On the left is a sidebar with 'Address Book' and 'Category Setting'. The main area has a title 'Address Registration' and three buttons: 'Submit(U)', 'Submit and Register Next(C)', and 'Back(Q)'. A red arrow points to the 'Submit(U)' button. Below the buttons are form fields for 'Type' (set to 'Contacts'), 'Search Number' (501), 'Address Name (Required)' (Sample Fax), 'Initial' (S), and 'Category' (Category1). A checkbox is checked for 'Register this Address to be added to the [Frequent Use] index.' Below this is a table with one row: Address 524-777-3257, Type Fax, Set as Default used with a checkmark. At the bottom are buttons for 'E-mail', 'Fax', 'FTP', 'Desktop', and 'Network Folder'. A text box at the bottom says 'A window will open, make any necessary changes. Select Submit.' Below that is a 'Global Address Search(X)' button and a 'File Type' dropdown set to 'PDF'.

Address Book  
Category Setting

### Address Registration

**Submit(U)** **Submit and Register Next(C)** **Back(Q)**

Type: Contacts ▼

Search Number:  (1-2000)

Address Name (Required):  (Up to 36 characters)

Initial:  (Up to 10 characters)

Category: Category1 ▼

The category name can be changed in the [\[Category Setting\]](#).

☒ Register this Address to be added to the [\[Frequent Use\]](#) index.

Address	Type	Set as Default used
524-777-3257	Fax	✓

**E-mail** **Fax** **FTP** **Desktop** **Network Folder**

A window will open, make any necessary changes. Select **Submit**.

Global Address Search(X)

File Type: PDF ▼

## Slide 21

Address Book

Category Setting

### Address Registration

Submit(U)

Submit and Register Next(C)

Back(Q)

**"Your request was successfully processed."**

Type:

---

Search Number:  (1-2000)

Address Name (Required):  (Up to 36 characters)

Initial:  (Up to 10 characters)

Category:

The category name can be changed in the [\[Category Setting\]](#).

☒ Register this Address to be added to the [\[Frequent Use\]](#) index.

Address	Type	Set as Default used
524-777-3257	Fax	✓

E-mail

Fax

FTP

Desktop

Network Folder

Number of Registrations:0

A confirmation message is displayed.

characters)

Global Address Search(X)

Slide 22

Address Book

Category Setting

Address Registration

Submit(U) Submit and Register Next(C) Back(Q)

"Your request was successfully processed."

Type: Contacts

Search Number: 501 (1-2000)

Address Name (Required): Sample Fax (Up to 36 characters)

Initial: S (Up to 10 characters)

Category: Category1

The category name can be changed in the [Category Setting].

☒ Register this Address to be added to the [Frequent Use] index.

Address	Type	Set as Default used
524-777-3257	Fax	✓

E-mail Fax FTP Desktop Network Folder

Number of Registrations:0

E-mail Address:

E-mail Address (Required) Select Address Book. (Up to 255 characters)

Global Address Search(X)

Slide 23

Address Book

Category Setting

Address Book

Update(R)

Item to be Displayed: All

Index: All Destinations

Display Items: 10

Address Name ▲ ▼	Type ▲ ▼	E-mail Address	Fax Number	Scanner Address	No. ▲ ▼
<input type="checkbox"/> Sample1	Contacts	sample1@internet.com	-----	-----	100
<input type="checkbox"/> Sample2	Contacts	sample2@internet.com	-----	-----	300
<input type="checkbox"/> Sample3	Contacts	sample3@internet.com	-----	-----	301
<input checked="" type="checkbox"/> Sample Fax	Contacts	-----	524-777-3257	-----	501

Total Address: 4

Previous(M) 1 / 1 Next(N)

Select All(S) Clear Checked(K)

Add(Y) Delete(O) Detail(J)

Update(R)

Select the destination that was added. Select **Delete**.

Slide 24

Status

Address Book

Document Operation

Address Book

Category Setting

Update(R)

Item to be Displayed: All

Index: All Destinations

Display Items: 10

Address Name ▲ ▼	Type ▲ ▼	E-mail Address	Fax Number	Scanner Address	No. ▲ ▼
<input type="checkbox"/> Sample1	Contacts	sample1@internet.com	-----	-----	100
<input type="checkbox"/> Sample2	Contacts	sample2@internet.com	-----	-----	300
<input type="checkbox"/> Sample3	Contacts	sample3@internet.com	-----	-----	301
<input checked="" type="checkbox"/> Sample Fax	Contacts	-----	524-777-3257	-----	501

Total Address: 4

Previous(M) 1 / 1 Next(N)

Select All(S) Clear Checked(K)

Add(Y) Delete(O) Detail(J)

Update(R)

Delete "Sample Fax"?

OK Cancel

Select OK.



Slide 25

Status

Address Book

Document Operations

User Control

System Settings

Address Book

Category Setting

Update(R)

"Your request was successfully processed."

Item to be Displayed: All

Index: All Destinations

Display Items: 10

Address Name ▲ ▼	Type ▲ ▼	E-mail Address	Fax Number	Scanner Address	No. ▲ ▼
<input type="checkbox"/> Sample1	Contacts	sample1@internet.com	-----	-----	100
<input type="checkbox"/> Sample2	Contacts	sample2@internet.com	-----	-----	300
<input type="checkbox"/> Sample3	Contacts	sample3@internet.com	-----	-----	301

Total Address: 3

Previous(M) 1 / 1 Next(N)

Select All(S) Clear Checked(K)

A confirmation message is displayed.

Update(R)

Slide 26

Congratulations, you have  
Managed Fax Destinations.



The image shows two Sharp multifunction copiers, the MX-B376W and MX-B476W, in a modern office environment. The copiers are white with grey accents and feature large touchscreens. In the background, a man in a suit is standing and talking to two seated colleagues at a conference table. The Sharp logo and 'mv' trademark are visible in the top right corner.

MX-B376W  
MX-B476W